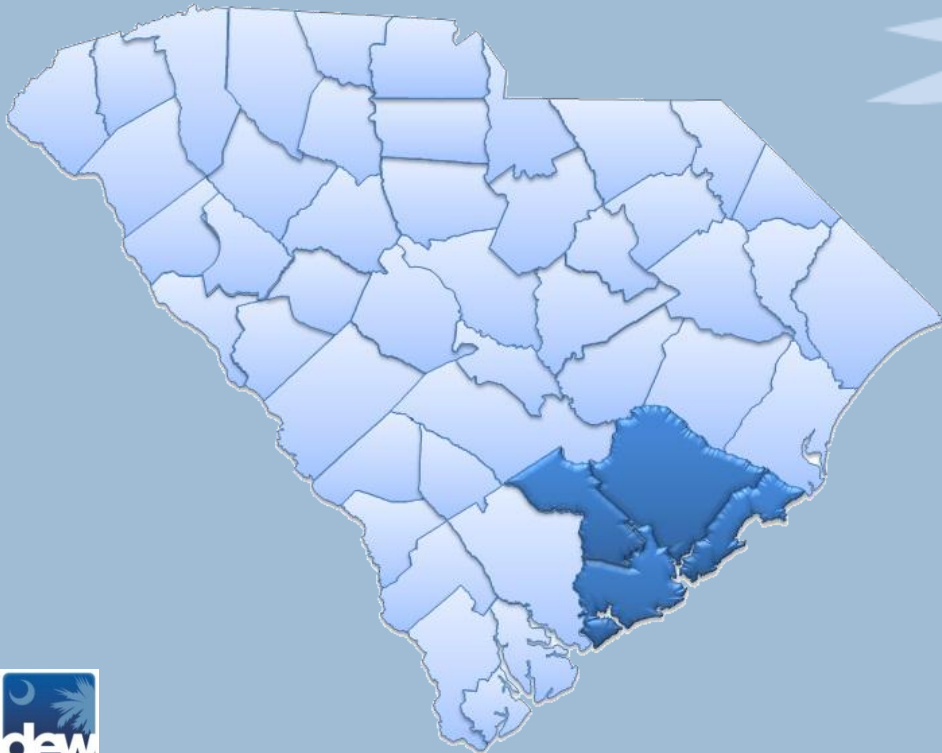


Trident LWIA Workforce Report



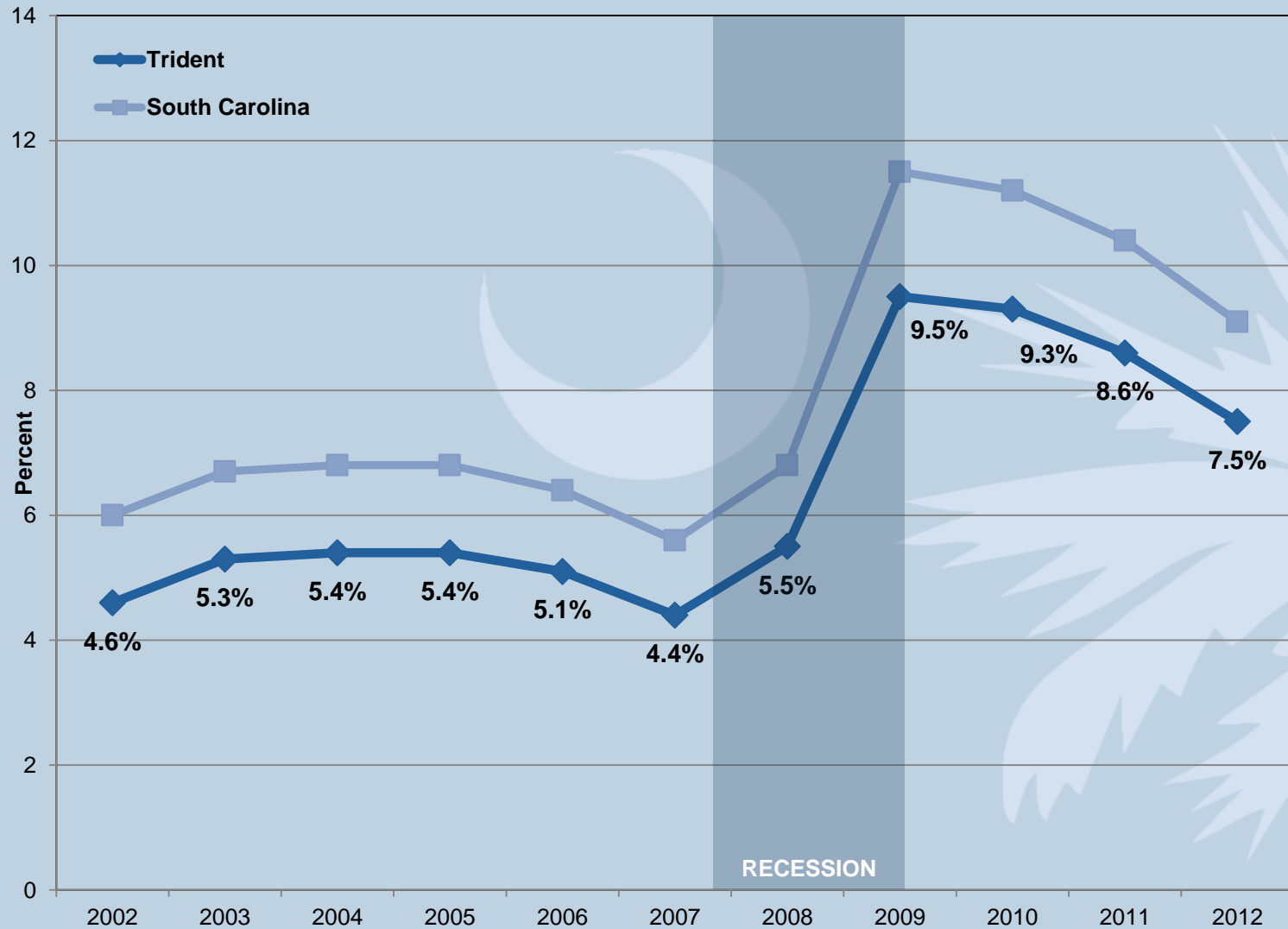
Purpose of the Report

Highlight Trident's key workforce indicators for WIB information and planning using Labor Market Information (LMI) data sources.

Trident Workforce Presentation

- Workforce Indicators
- Occupational Employment
- Occupations by Skill Levels

Unemployment Rate



Trident WIA Commuting Patterns

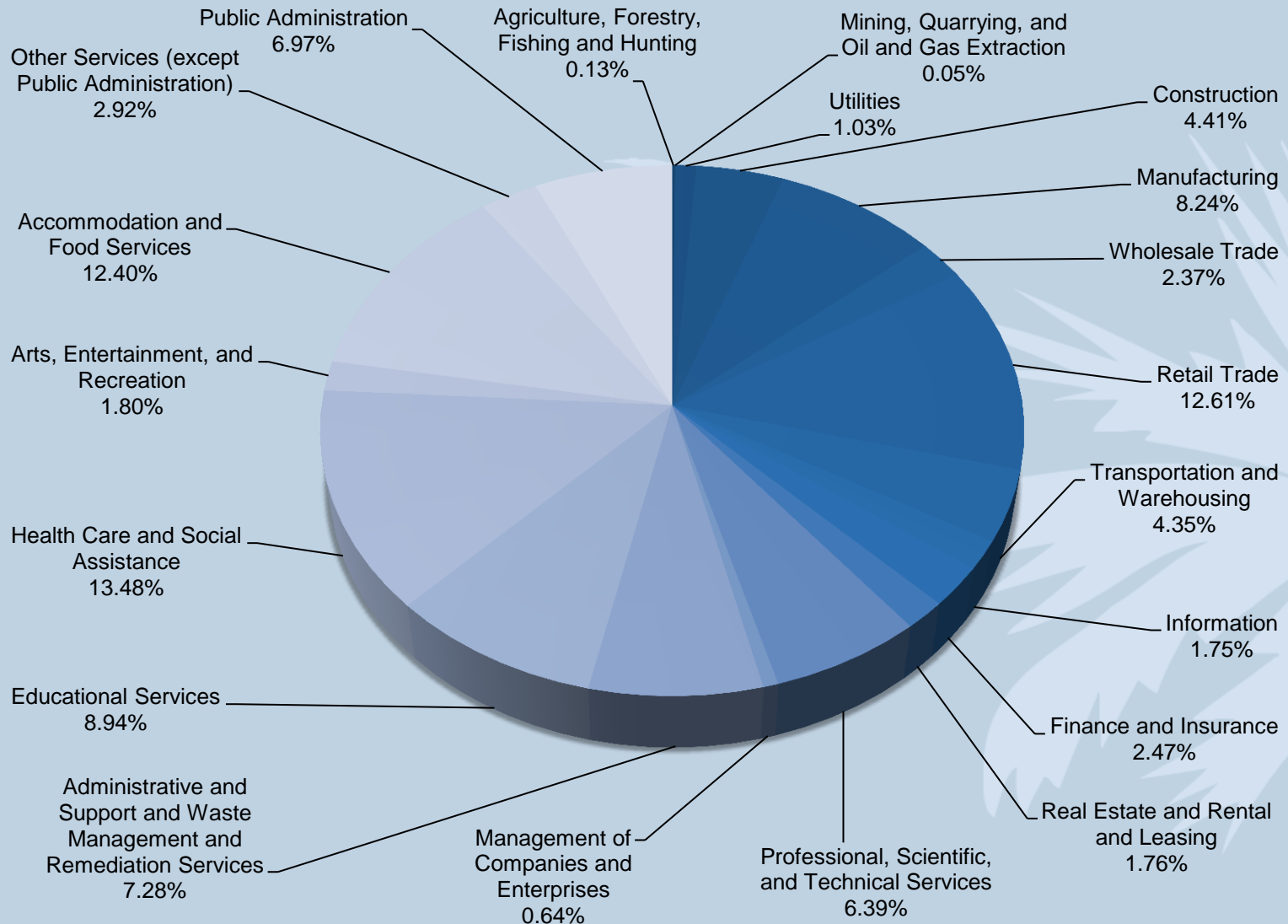
Outbound Commuters

From Trident WIA To	10,223
Colleton County, SC	1,156
Orangeburg County, SC	935
Richland County, SC	673
Georgetown County, SC	333
Beaufort County, SC	313

Inbound Commuters

To Trident WIA From	14,463
Colleton County, SC	3,489
Orangeburg County, SC	2,066
Georgetown County, SC	588
Williamsburg County, SC	474

Trident WIA Industry Employment



Top Trident Occupations by Employment

Occupational Title	Total Employment	Hourly Average Wage (\$)
All Occupations	291,750	19.80
Retail Salespersons	12,000	11.76
Registered Nurses	9,060	30.65
Cashiers	8,810	9.56
Combined Food Preparation and Serving Workers, Including Fast Food	7,750	8.67
Waiters and Waitresses	6,480	8.79
Laborers and Freight, Stock, and Material Movers, Hand	5,800	12.34
Customer Service Representatives	5,490	15.02
Office Clerks, General	5,000	12.81
Janitors and Cleaners, Except Maids and Housekeeping Cleaners	4,670	10.49
Secretaries and Administrative Assistants, Except Legal, Medical, and Executive	4,440	15.05
First-Line Supervisors of Office and Administrative Support Workers	3,950	22.34
General and Operations Managers	3,700	53.32
Stock Clerks and Order Fillers	3,660	10.95
Team Assemblers	3,450	18.25

Current Trident Occupations by Skill Level

Job Skill Determined by Education, Experience, and/or Training

Skill Levels

LOW: Less than High School to High School/GED, Less than one year experience, Short-term OJT

MIDDLE: High School/GED with either one year experience or moderate OJT up to Bachelor's degree

HIGH: Bachelor's degree or higher

Top 50 Occupations by Job Skill

Job Skill	Number of Occupations
Low	24
Middle	19
High	7

Top Trident Fastest-Growing Occupations

Occupation	Estimated Employment (2008)	Projected Employment (2018)
Team Assemblers	3,322	4,604
Industrial Machinery Mechanics	896	1,380
Pharmacy Technicians	1,037	1,349
Machinists	909	1,306
Industrial Engineers	722	1,143
Paralegals and Legal Assistants	787	1,042
Personal and Home Care Aides	704	971
Mechanical Engineers	677	910
Dental Assistants	530	728
Purchasing Agents, Exc Wholesale, Retail & Farm	513	675
Engineering Managers	505	655
Dental Hygienists	444	614
Personal Financial Advisors	351	483
Computer and Information Systems Managers	359	474

Trident Fastest-Growing Occupations by Skill Level

Job Skill Determined by Education, Experience, and/or Training

Skill Levels

LOW: Less than High School to High School/GED, Less than one year experience, Short-term OJT

MIDDLE: High School/GED with either one year experience or moderate OJT up to Bachelor's degree

HIGH: Bachelor's degree or higher

Top 50 Occupations by Job Skill

Job Skill	Number of Occupations
Low	5
Middle	28
High	17

Top SC Soft Skills in Demand

1. Oral and written communication skills
2. Customer Service Oriented
3. Problem solving
4. Detail oriented
5. Microsoft Office
6. Self-starting / Self-motivated
7. Organizational skills
8. Troubleshooting
9. Work independently
10. Sales experience

LMI Web Site & Contacts

LMI Director:
Brenda Lisbon
Blisbon@dew.sc.gov

Workforce Intelligence Manager:
Shannon Kinder
Skinder@dew.sc.gov

Workforce Intelligence Coordinator:
Alan Davis
Adavis@dew.sc.gov

www.SCWorkforceInfo.com



scworkforceinfo.com
Labor Market Information at your fingertips

Employment statistics, job forecasts, wages, demographics, and other labor market information help public and private organizations, researchers, and others better understand today's complex workforce. The Labor Market Information (LMI) Department collects, analyzes, and disseminates this data in cooperation with the U.S. Department of Labor's Bureau of Labor Statistics (BLS).

The data helps monitor and forecast national, statewide, and local economic trends, helping employers and job seekers make career, education, and economic development decisions. Better understanding employment trends and statistical trends help promote stable employment and economic growth.

Monthly Reports

Community Profile Report
A comprehensive report with economic, demographic, industry, occupation and education statistics for counties, metropolitan and workforce areas.

Insights - monthly report from the SC Department of Employment & Workforce with employment and unemployment analysis and review of unemployment insurance claims data for the state, counties and workforce areas. ([Insights Archive-Past 12 Months](#))

South Carolina Economic Outlook - monthly report from the SC Department of Commerce with key economic indicators for the state and regions.

Workforce & Business Indicators

Quarterly Workforce Indicators (QWI)
Includes data NAICS-based or SIC-based Quarterly Workforce indicators by state, geographic grouping, industry, year and quarter, gender, age group, and ownership.

Business Employment Dynamics (BED)
Business Employment Dynamics data are quarterly series of gross job gains and gross job losses statistics for the entire economy. These data track changes in employment at the establishment level, and thus provide a picture of the dynamics underlying aggregate net employment growth statistics.

Publications

State of the Workforce Report - This report presents a comprehensive view of the status of South Carolina's workforce and economy. The information and analysis provided in this publication is based on data collected from many sources throughout South Carolina and the nation, including the U.S. Census Bureau and the U.S. Bureau of Labor Statistics.

Local Workforce Investment Area (LWIA) Reports - These reports present a comprehensive view of the

Latest News

[South Carolina's Employment Situation - August 2013](#)

[SC Department of Employment and Workforce - Unemployment Rates By Area - August 2013](#)

[South Carolina Trio Joins Off-Tier 4 of the Recently Extended Emergency Unemployment Compensation Program](#)

[South Carolina chosen to help lead nation's initiative to prevent unemployment fraud](#)

[Federal unemployment benefits to end, impacting 29,000 South Carolinians](#)

[SC Department of Commerce News Release](#)

Of Special Interest...

[South Carolina Green Jobs Information](#)

Month	Employment (Thousands)
Aug 12	1,420
Sep 12	1,450
Oct 12	1,480
Nov 12	1,500
Dec 12	1,520
Jan 13	1,530
Feb 13	1,540
Mar 13	1,550
Apr 13	1,560
May 13	1,570
Jun 13	1,580
Jul 13	1,590
Aug 13	1,600

Month	South Carolina (%)	United States (%)
Aug 12	7.8	7.5
Sep 12	7.6	7.4
Oct 12	7.4	7.3
Nov 12	7.3	7.2
Dec 12	7.2	7.1
Jan 13	7.1	7.0
Feb 13	7.0	6.9
Mar 13	6.9	6.8
Apr 13	6.8	6.7
May 13	6.7	6.6
Jun 13	6.6	6.5
Jul 13	6.5	6.4
Aug 13	6.4	6.3

Questions

